

GULMOHAR INVESTMENTS AND HOLDINGS LIMITED

Regd Office: 324A, 11th Floor, Aggarwal Plaza, Sector-14, Rohini, New Delhi-110 085
Email Id: gulmoharlimited@gmail.com, Tel.: 011-65260026, Website: www.gulmoharinvestments.com
CIN: L65993DL1982PLC013956

October 16, 2017

To

Metropolitan Stock Exchange of India Limited (MSEI)
(Formerly known as MCX Stock Exchange Limited)
4th Floor, Vibgyor Tower,
Bandra Kurla Complex,
Bandra East,
Mumbai – 400098

~~The Calcutta Stock Exchange Limited
7, Lyons Range,
Kolkata-700 001~~

Dear Sir/Ma'am,

Subject: Submission of Shareholding Pattern under Regulation 31 of SEBI (Listing obligations and Disclosure Requirements) Regulations, 2015 for the quarter ended September 30, 2017

**SYM: GIHL
REF:INE204V01016**

With reference to the above, we are submitting herewith the Shareholding Pattern under **Regulation 31 of SEBI (Listing obligations and Disclosure Requirements) Regulations, 2015** for the quarter ended September 30, 2017.

Kindly take the same on your records and oblige.

Thanking You

Yours truly
For Gulmohar Investments and Holdings Limited


Rohit Mittal
(Director)
DIN: 02527072



Format of holding of specified securities

1. Name of Listed Entity: GULMOHAR INVESTMENTS AND HOLDINGS LTD
2. Scrip Code/Name Of Scrip/ Class of Security 17433/GIHL/Equity
3. Share Holding Pattern Filed under: Reg. 31(1)(a)/Reg. 31(1)(b)/Reg.31(1)(c)
 - a. If under 31(1)(b) then indicate the report for Quarter ending 30/09/2017
 - b. If under 31(1)(c) then indicate date of allotment/extinguishment
4. **Declaration:** The Listed entity is required to submit the following declaration to the extent of submission of information:-

	Particulars	Yes*	No*
1.	Whether the Listed Entity has issued any partly paid up shares?		No
2.	Whether the Listed Entity has issued any Convertible Securities or Warrants?		No
3.	Whether the Listed Entity has any shares against which depository receipts are issued?		No
4.	Whether the Listed Entity has any shares in locked-in?		No
5.	Whether any shares held by promoters are pledge or otherwise encumbered?		No

** If the Listed Entity selects the option 'No' for the questions above, the columns for the partly paid up shares, Outstanding Convertible Securities/Warrants, depository receipts, locked-in shares, No of shares pledged or otherwise encumbered by promoters, as applicable, shall not be displayed at the time of dissemination on the Stock Exchange website. Also wherever there is 'No' declared by Listed Entity in above table the values will be considered as 'Zero' by default on submission of the format of holding of specified securities.*

5. The tabular format for disclosure of holding of specified securities is as follows:-



Table I - Summary Statement holding of specified securities

Category	Category of shareholder	Nos. of shareholders	No. of fully paid up equity shares held	No. of Partly paid-up equity shares held	No. of shares underlying Depository Receipts	Total nos. shares held	Shareholding as a % of total no. of shares (calculated as per SCRR, 1957) As a % of (A+B+C2)	Number of Voting Rights held in each class of securities				No. of Shares Underlying Outstanding convertible securities (including Warrants)	Shareholding, as a % assuming full conversion of convertible securities (as a percentage of diluted share capital) As a % of (A+B+C2)	Number of Locked in shares		Number of Shares pledged or otherwise encumbered		Number of equity shares held in dematerialized form
								No of Voting Rights			Total as a % of (A+B+C)			No. (a)	As a % of total Shares held (b)	No. (a)	As a % of total Shares held (b)	
								Class:Equity	Class:Equity	Total								
(I)	(II)	(III)	(IV)	(V)	(VI)	(VII)=(IV)+(V)+(VI)	(VIII)	(IX)				(X)	(XI)=(VII)+(X)	(XII)		(XIII)		(XIV)
(A)	Promoter & Promoter Group	2	109130	0	0	109130	44.54	109130	0	109130	44.54	0	44.54	0	0	0	0	0
(B)	Public	229	135870	0	0	135870	55.46	135870	0	135870	55.46	0	55.46	0	0	0	0	0
(C)	Non Promoter-Non Public																	
	Shares underlying DRs	0	0	0	0	0	0	0	0	0	0	0	0	0	0	0	0	0
(C1)	Shares held by Employee Trusts	0	0	0	0	0	0	0	0	0	0	0	0	0	0	0	0	0
(C2)	Total	231	245000	0	0	245000	100	245000	0	245000	100	0	100	0	0	0	0	0





Table II - Statement showing shareholding pattern of the Promoter and Promoter Group

	Category & Name of the Shareholders	PAN	No. of share holder	No. of fully paid up equity shares held	Partly paid-up equity shares held	Nos. of shares underlying Depository Receipts	Total nos. shares held	Shareholding % calculated as per SCRR, 1957 As a % of (A+B+C2)	Number of Voting Rights held in each class of securities			No. of Shares Underlying Outstanding convertible securities (including Warrants)	Shareholding, as a % assuming full conversion of convertible securities (as a percentage of diluted share capital) as a % of A+B+C2	Number of Locked in shares		Number of Shares pledged or otherwise encumbered		Number of equity shares held in dematerialized form	
									No of Voting Rights					Total as a % of Total Voting rights	No. (a)	As a % of total Shares held (b)	No. (a)		As a % of total shares held (b)
									Class X	Class Y	Total								
	(i)	(ii)	(iii)	(iv)	(v)	(vi)	(vii)=(iv)+(v)+(vi)	(viii)	(ix)			(x)	(xi)=(vii)+(x)	(xii)		(xiii)		(xiv)	
1	Indian																		
	(a) Individual/Hindu Undevided Family																		
	MUNISH MAHAJAN		1	37130	0	0	37130	15.16	37130	0	37130	15.16	0	15.16	0	0.00	0	0.00	0
	(b) Central Government/State Government(s)		0	0	0	0	0	0	0	0	0	0	0	0.00	0	0.00	0	0.00	0
	(c) Financial Institutions/Banks		0	0	0	0	0	0	0	0	0	0	0	0.00	0	0.00	0	0.00	0
	(d) Any Other (Specify)																		
	LEADING LEASING FINANCE & INV.CO. LTD.		1	72000	0	0	72000	29.39	72000	0	72000	29.39	0	29.39	0	0.00	0	0.00	0
	Sub Total (A)(1)		2	109130	0	0	109130	44.54	109130	0	109130	44.54	0	44.54	0	0	0	0	0
2	Foreign					0				0									



(a)	Individual/Non Resident Individual/Foreing Individual		0	0	0	0	0	0	0	0	0	0	0	0.00	0	0.00	0	0.00	0
(b)	Government		0	0	0	0	0	0	0	0	0	0	0	0.00	0	0.00	0	0.00	0
(c)	Institutions		0	0	0	0	0	0	0	0	0	0	0	0.00	0	0.00	0	0.00	0
(d)	Foreign Portfolio Investor		0	0	0	0	0	0	0	0	0	0	0	0.00	0	0.00	0	0.00	0
(e)	Any Other (Specity)		0	0	0	0	0	0	0	0	0	0	0	0.00	0	0.00	0	0.00	0
	Sub Total (A)(2)		0	0	0	0	0	0	0	0	0	0	0	0	0	0	0	0	0
	Total Shareholding of Promoter and Promoter Group (A)= (A)(1)+(A)(2)		2	109130	0	0	109130	44.54	109130	0	109130	44.54	0	44.54	0	0	0	0	0


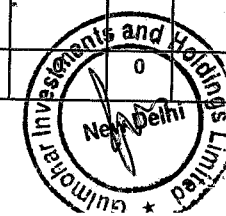



Table III - Statement showing shareholding pattern of the Public shareholder

	Category & Name of the Shareholders	PAN	Nos. of shareholder	No. of fully paid up equity shares held	Partly paid-up equity shares held	Nos. of shares underlying Depository Receipts	Total nos. shares held	Shareholding % calculated as per SCRR, 1957 As a % of (A+B+C 2)	Number of Voting Rights held in each class of securities			No. of Shares Underlying Outstanding convertible securities (including Warrants)	Total shareholding, as a % assuming full conversion of convertible securities (as a percentage of diluted share capital)	Number of Locked in shares		Number of Shares pledged or otherwise		Number of equity shares held in dematerialized form	
									No of Voting Rights		Total as a % of Total Voting rights			No. (a)	As a % of total Shares held (b)	No. (Not applicable) (a)	As a % of total shares held (Not applicable) (b)		
									Class X	Class Y									Total
	(i)	(ii)	(iii)	(iv)	(v)	(vi)	(vii)=(iv)+(v)+(vi)	(viii)	(ix)			(x)	(xi)=(vii)+(x)	(xii)		(xiii)		(xiv)	
1	Institutions																		
	(a) Mutual Fund		0	0	0	0	0	0	0	0	0	0	0	0	0.00	0	0	0	0
	(b) Venture Capital Funds		0	0	0	0	0	0	0	0	0	0	0	0.00	0	0	0	0	0
	(c) Alternate Investment Funds		0	0	0	0	0	0	0	0	0	0	0	0.00	0	0	0	0	0
	(d) Foreign Venture Capital Investor		0	0	0	0	0	0	0	0	0	0	0	0.00	0	0	0	0	0
	(e) Foreign Portfolio Investors		0	0	0	0	0	0	0	0	0	0	0	0.00	0	0	0	0	0
	(f) Financial Institutions/Banks		0	0	0	0	0	0	0	0	0	0	0	0.00	0	0	0	0	0
	(g) Insurance Companies		0	0	0	0	0	0	0	0	0	0	0	0.00	0	0	0	0	0
	(h) Provident Fund/Pensions Funds		0	0	0	0	0	0	0	0	0	0	0	0.00	0	0	0	0	0
	(i) Any Other Specify		0	0	0	0	0	0	0	0	0	0	0	0.00	0	0	0	0	0
	Sub Total (B)(1)		0	0	0	0	0	0	0	0	0	0	0	0.00	0	0	0	0	0
2	Central Government/State Government/President of India		0	0	0	0	0	0	0	0	0.00	0	0	0.00	0	0	0	0	0
	Sub Total (B)(2)		0	0	0	0	0	0	0	0	0	0	0	0	0	0	0	0	0



3		Non-Institutions																	
	(a)	1. Individual Shareholders holding Nominal Share Capital Up to 2 Lacs	214	128670	0	0	128670	52.52	128670	0	128670	52.52	0	52.52	0	0.00	0	0	0
		ASHOK OBEROI		3800	0	0	3800	1.55	3800	0	3800	1.55	0	1.55	0	0.00	0	0	0
		RAVINDER KUMAR MITTAL		3700	0	0	3700	1.51	3700	0	3700	1.51	0	1.51	0	0.00	0	0	0
		VIPEN MAHAJAN		3700	0	0	3700	1.51	3700	0	3700	1.51	0	1.51	0	0.00	0	0	0
		SUKH DEV MAHAJAN		3500	0	0	3500	1.43	3500	0	3500	1.43	0	1.43	0	0.00	0	0	0
		MANOHAR LAL CHAUDHARY		3300	0	0	3300	1.35	3300	0	3300	1.35	0	1.35	0	0.00	0	0	0
		SAVITA MAHAJAN		3100	0	0	3100	1.27	3100	0	3100	1.27	0	1.27	0	0.00	0	0	0
		SURAJ PARKASH AGARWAL		3100	0	0	3100	1.27	3100	0	3100	1.27	0	1.27	0	0.00	0	0	0
		SURESH KHAITAN		2900	0	0	2900	1.18	2900	0	2900	1.18	0	1.18	0	0.00	0	0	0
		LALITA JHUNJHUNWALA		2800	0	0	2800	1.14	2800	0	2800	1.14	0	1.14	0	0.00	0	0	0
		JHUNJHUNWALA SAMEER		2800	0	0	2800	1.14	2800	0	2800	1.14	0	1.14	0	0.00	0	0	0
		JHUNJHUNWALA SANDEEP		2700	0	0	2700	1.1	2700	0	2700	1.1	0	1.1	0	0.00	0	0	0
		AGARWAL SHIV CHARAN		2700	0	0	2700	1.1	2700	0	2700	1.1	0	1.1	0	0.00	0	0	0
		MAHINDER SINGH SANDHU		2500	0	0	2500	1.02	2500	0	2500	1.02	0	1.02	0	0.00	0	0	0
		SATISH KUMAR KHERA		2500	0	0	2500	1.02	2500	0	2500	1.02	0	1.02	0	0.00	0	0	0
		KEDAR NATH JHUNJHUNWALA		2500	0	0	2500	1.02	2500	0	2500	1.02	0	1.02	0	0.00	0	0	0
		SINGHAL CHAND JAIN		2500	0	0	2500	1.02	2500	0	2500	1.02	0	1.02	0	0.00	0	0	0
		RAMESH LAKHOTIA		2500	0	0	2500	1.02	2500	0	2500	1.02	0	1.02	0	0.00	0	0	0
		2. Individual Shareholders holding Nominal Share Capital Above 2 Lacs	0	0	0	0	0	0	0	0	0	0	0	0	0	0.00	0	0	0
	(b)	NBFCs Registered with RBI	0	0	0	0	0	0	0	0	0	0	0	0	0	0.00	0	0	0
	(c)	Employee Trusts	0	0	0	0	0	0	0	0	0	0	0	0	0	0.00	0	0	0



(d)	Overseas Depositories (Holding DRs) (Balancing Figure)	0	0	0	0	0	0	0	0	0	0	0	0	0	0.00	0	0	0
(e)	Any other (Specity)																	
(e1)	Bodies Corporate	0	0	0	0	0	0	0	0	0	0	0	0	0	0.00	0	0	0
(e2)	Non Resident Indians	0	0	0	0	0	0	0	0	0	0	0	0	0	0.00	0	0	0
(e3)	Resident Indian Huf	15	7200	0	0	7200	2.94	7200	0	7200	2.94	0	2.94	0	0.00	0	0	0
(e4)	Trusts	0	0	0	0	0	0	0	0	0	0	0	0	0	0.00	0	0	0
(e5)	Clearing Members/House	0	0	0	0	0	0	0	0	0	0	0	0	0	0.00	0	0	0
(e6)	Others	0	0	0	0	0	0	0	0	0	0	0	0	0	0.00	0	0	0
	Sub Total (B)(3)	229	135870	0	0	135870	55.46	135870	0	135870	55.46	0	55.46	0	0	0	0	0
	Total Public Shareholding (B)= (B)(1)+(B)(2) + B (3)	229	135870	0	0	135870	55.46	135870	0	135870	55.46	0	55.46	0	0	0	0	0




Table IV - Statement showing shareholding pattern of the Non Promoter - Non Public shareholder

Category & Name of the Shareholders	PAN	No. of shareholder	No. of fully paid up equity shares held	Partly paid-up equity shares held	Nos. of shares underlying Depository Receipts	Total no. shares held	Share holding % calculated as per SCRR, 1957 As a % of (A+B+C2)	Number of Voting Rights held in each class of securities			No. of Shares Underlying Outstanding convertible securities (including Warrants)	Total shareholding, as a % assuming full conversion of convertible securities (as a percentage of diluted share capital)	Number of Locked in shares		Number of Shares pledged or otherwise encumbered		Number of equity shares held in dematerialized form (Not Applicable)	
								No of Voting Rights					Total as a % of Total Voting rights	No.	As a % of total Shares held	No. (Not applicable)		As a % of total shares held (Not applicable)
								Class X	Class Y	Total								
(I)	(II)	(III)	(IV)	(V)	(VI)	(VII)=(IV)+(V)+(VI)	(VIII)	(IX)			(X)	(XI)=(VII)+(X)	(XII)		(XIII)		(XIV)	
1	Custodian/DR																	
(a)	Name of DR Holder (if Available)		0	0	0	0	0	0	0	0	0	0	0	0	0.00	0	0	0
2	Employees Benefit Trust (Under SEBI (Share Based Employee Benefit Regulation 2014))																	
(a)	Name of DR Holder (if Available)		0	0	0	0	0	0	0	0	0	0	0	0	0.00	0	0	0
	Total Non Promoter Non Public Shareholding (C)= (C)(1)+(C)(2)		0	0	0	0	0	0	0	0	0	0	0	0	0.00	0	0	0

